



GUIDA PER LA MISURAZIONE DELLA STOMIA OVALE

ISTRUZIONI:


1. Questa guida per la misurazione è stata progettata per essere stampata su un foglio A4.
2. Ritaglia ogni cerchio azzurro senza oltrepassare il bordo blu.
3. Per una maggiore precisione, utilizza un taglierino.




32 mm x 20 mm



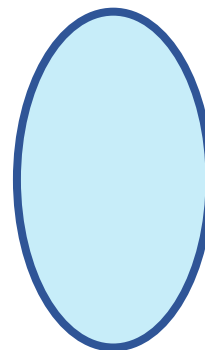
32 mm x 25 mm




37 mm x 25 mm




38 mm x 32 mm



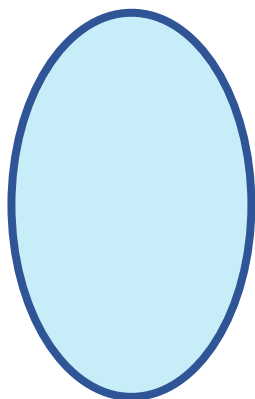
45 mm x 25 mm




45 mm x 32 mm




45 mm x 37 mm



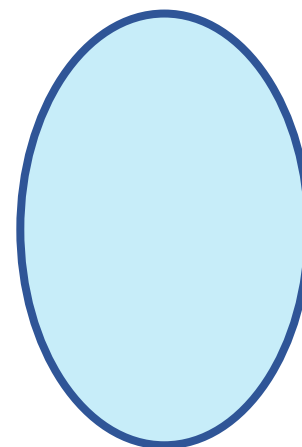
32 mm x 25 mm




32 mm x 25 mm



32 mm x 25 mm



32 mm x 25 mm



32 mm x 25 mm