



# STOMA SIZE MEASURING GUIDE

## INSTRUCTIONS:


1. This measuring guide has been designed to be printed on a A4 paper.
2. Cut out each light blue circle without crossing the dark blue boundary line.
3. For greater accuracy, use a cutter.




6 mm




10 mm




12 mm




14 mm




17 mm




22 mm




24 mm




27 mm




30 mm




34 mm




37 mm




40 mm




44 mm



50 mm



57 mm



62 mm