

ANLEITUNG ZUR STOMAGRÖSSENMESSUNG - RUND



ANLEITUNG:


1. Diese Messanleitung wurde für den Druck auf A4-Papier entwickelt.
2. Schneiden Sie jeden hellblauen Kreis aus, ohne die blaue Begrenzungslinie zu überqueren.
3. Verwenden Sie für eine höhere Genauigkeit einen Cutter.




6 mm




10 mm




12 mm




14 mm




17 mm




22 mm




24 mm




27 mm




30 mm




34 mm




37 mm




40 mm




44 mm



50 mm



57 mm



62 mm